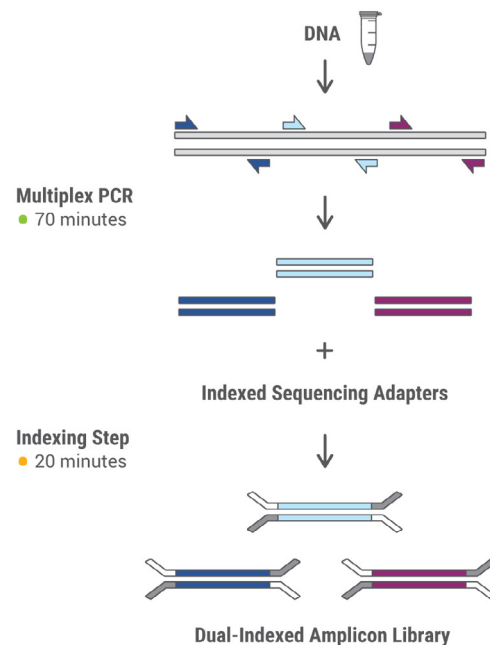
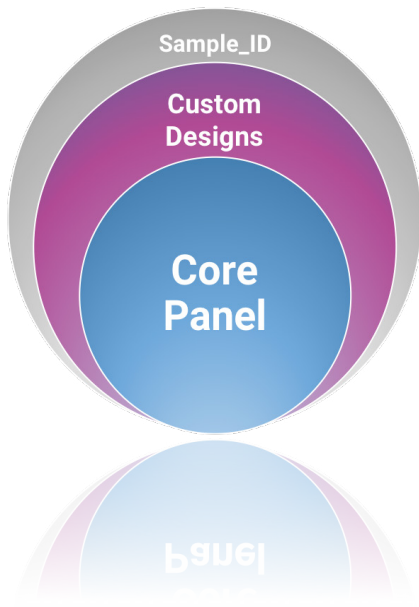




## ACCEL-AMPLICON™ PLUS CANCER PANELS

### One Enabling Workflow. Infinite Possibilities.

Accel-Amplicon Plus Cancer Panels combine the easiest, fastest workflow with flexible content to accelerate your variant discovery and screening. Simply leverage our pre-designed, validated core content and add your own targets. With our fast results and robust on-target performance and coverage uniformity, you'll have the most informative panel with the best data quality for your scientific needs.



### The Freedom to Iterate™

- Core panel content with 10 options for pre-designed disease-focused targets
- Ability to add custom designs through consultative *in silico* review
- Half the turnaround time vs. *de novo* custom panel development
- Attractive pricing based on customized content and project scope

### Features

- Core + customizable gene content
- Single-tube, highly multiplexed assay
- Ready-to-sequence libraries in 2 hours
- 10 ng input required
- Limit of detection as low as 1%

### Benefits

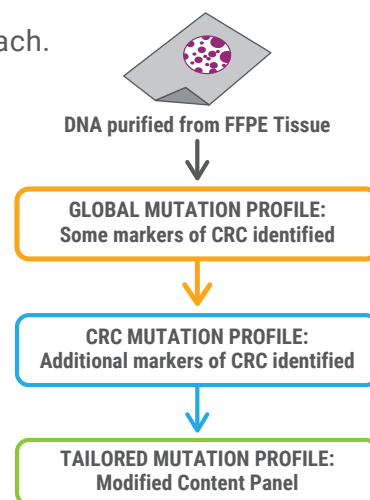
- On-target > 90%
- Coverage uniformity > 90%
- Compatible with cfDNA and FFPE
- Supports limited amounts of DNA

## Accel-Amplicon Plus: The Freedom to Iterate

It has never been easier to modify your NGS panel. Accel-Amplicon Plus provides a modular model with maximum flexibility to iterate assay content as your needs evolve. You can begin with a well defined target list leveraging our pre-validated content or add novel ones. Or, you can start with a global hotspot profiling panel and narrow down your content to specific targets. In either scenario, you can add targets iteratively into a final panel to support your ongoing screening or longitudinal studies.

Here's an example study leveraging our flexible, iterative design approach.

Panel Iteration	Panel Information
<b>I: Predesigned Content</b>	<b>57G Pan-Cancer Profiling Panel</b> <ul style="list-style-type: none"> <li>• 286 amplicons covering 57 oncology genes</li> <li>• Full exon coverage of <i>TP53</i></li> </ul>
<b>II: Predesigned Content</b>	<b>Colorectal Cancer Panel</b> <ul style="list-style-type: none"> <li>• 186 amplicons covering 16 key CRC genes</li> <li>• Full exon coverage of <i>TP53</i></li> </ul>
<b>III: Predesigned Plus Additional Content</b>	<b>Colorectal Plus Panel</b> <ul style="list-style-type: none"> <li>• Add up to 1300 additional amplicons to CRC Panel</li> <li>• Guaranteed &gt;90% On-Target</li> <li>• Guaranteed &gt;90% Coverage Uniformity</li> <li>• Rapid Turnaround</li> <li>• Pricing based on additions to core content</li> <li>• Validate calls and add content tailored to your study</li> </ul>



Accel-Amplicon Plus includes the following focused panels. Each panels offers exon-level coverage of key disease genes with flexibility to customize your content.

Panels	Reactions	Catalog No.
Accel-Amplicon™ Plus 57G Pan-Cancer Profiling Panel	48	AP-PC8048
Accel-Amplicon™ Plus Colorectal Cancer Panel	48	AP-CR8048
Accel-Amplicon™ Plus Lynch Syndrome Panel	48	AP-LN8048
Accel-Amplicon™ Plus Lung Cancer Panel	48	AP-LG8048
Accel-Amplicon™ Plus Myeloid Panel	48	AP-MY8048
Accel-Amplicon™ Plus Comprehensive TP53 Panel	48	AP-TP8048
Accel-Amplicon™ Plus BRCA1 and BRCA2 Panel	48	AP-BR8048
Accel-Amplicon™ BRCA1, BRCA2, and PALB2 Panel	48	AP-BP8048
Accel-Amplicon™ EGFR Pathway Panel	48	AP-EG8048
Accel-Amplicon™ Custom NGS Panels	48**	

\*\* Larger kit sizes available for custom projects.

Visit [www.swiftbiosci.com](http://www.swiftbiosci.com) for easy ordering.



**Swift Biosciences, Inc.**

674 S. Wagner Road • Ann Arbor, MI 48103 • 734.330.2568 • [www.swiftbiosci.com](http://www.swiftbiosci.com)

© 2018, Swift Biosciences, Inc. The Swift logo and Accel-Amplicon are trademarks of Swift Biosciences. This product is for Research Use Only. Not for use in diagnostic procedures. 18-2039, 04/18